

2018



R B E T T E R B E

B E T T E R B E T T

T T E R B E T T E R

TWO MODELS, SIMPLE OR ADJUSTABLE.

We called our furniture simply BETTER, simply because it is better! Its simplicity in construction, its minimalistic beauty and design and the practical shapes makes BETTER the essential part of the workspace to create simple and distinct working surfaces. BETTER is the reference standard when functional and institutional specifications are concerned. BETTER simply fits at any space.



BETTER **I** functionality combined with efficient use of material bringing a high quality-price ratio

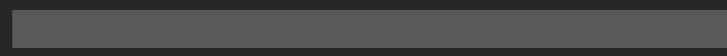
a funcionalidade combinada com o uso eficiente de material trazendo uma relação qualidade-preço
funcionalidad combinada con un uso eficiente de los materiales con una alta relación calidad-precio
la fonctionnalité combinée avec l'utilisation efficace du matériel apportant un rapport qualité-prix

BETTER **II** additional functionality has been added by effective accessories

funcionalidade adicional foi acrescentada com acessórios eficazes
la funcionalidad adicional y accesorios eficaces
la fonctionnalité supplémentaire avec des accessoires efficaces

BETTER **+** incorporate all the other ranges plus an executive level of the organisation

incorpora todas as outras linhas e mais um nível executivo para a organização
incorpora todas las demás líneas y un nivel ejecutivo de la organización
intégrer toutes les autres gammes plus un niveau de direction de l'organisation



ηηηη

BETTER 



MODULAR FUNCTIONAL





08
09



+



CLEAN OPERATIVE





14
15

PERFECT COMFORTABLE





COMFORTABLE PERFECT COMFORTABLE PERFECT
COMFORTABLE PERFECT
COMFORTABLE PERFECT COMFORTABLE
PERFECT COMFORTABLE PERFECT COMFORTABLE
COMFORTABLE PERFECT COMFORTABLE PERFECT COMFORTABLE
COMFORTABLE PERFECT COMFORTABLE PERFECT

18
19



+



SMART EXECUTIVE







24
25



DESIGN AMBIANCE





28
29

AGILE STRUTTURAL



E



30
31

AGILESTRUCTURALAGILESTRUCTURALAGILE
STRUCTURALAGILE
STRUCTURALAGILESTRUCTURALAGILE
AGILESTRUCTURALAGILESTRUCTURALAGILESTRUCTURAL
STRUCTURALAGILESTRUCTURALAGILE
AGILESTRUCTURALAGILESTRUCTURALAGILE



11



STABLE
ELEGANT





36
37

II


LIGHT
FEELING



38
39



11





40
41

EASY MEETING



11







SPACE SUPPORT



SPACE SUPPORT SPACE SUPPORT SPACE
SPACE SUPPORT SPACE
SUPPORT SPACE SUPPORT SPACE SUPPORT
SPACE SUPPORT SPACE SUPPORT SPACE
SPACE SUPPORT SPACE SUPPORT SPACE SUPPORT
SUPPORT SPACE SUPPORT SPACE SUPPORT

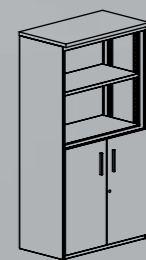
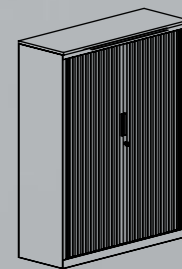
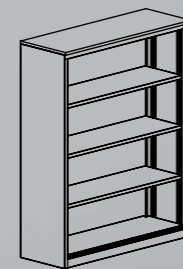
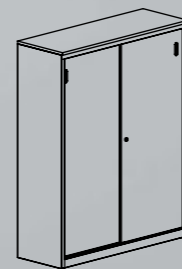
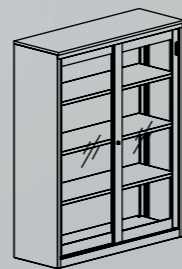
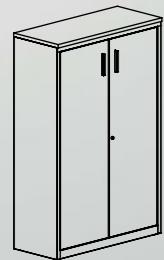
50
51



1



HELPPFUL ADJUSTABLE



METAL DOORS CABINET
 ARMÁRIO PUERTAS BATIENTE CHAPA
 ARMARIO PUERTAS BATIENTES DE METAL
 ARMOIRE PORTES MÉTALLIQUES

GLASS DOORS CABINET
 ARMÁRIO PUERTAS BATIENTE VIDRO
 ARMARIO PUERTAS BATIENTES DE VIDRIO
 ARMOIRE PORTES EN VERRE

WOOD/MELAMINE DOORS CABINET
 ARMÁRIO PUERTAS BATIENTE MADEIRA/MELAMINA
 ARMARIO PUERTAS BATIENTES MADERA / MELAMINA
 ARMOIRE PORTES EN BOIS / MELAMINE

SLIDING GLASS DOORS CABINET
 ARMÁRIO PUERTAS DE CORRER VIDRO
 ARMARIO PUERTAS CORREDERAS DE VIDRIO
 ARMOIRE PORTES COULISSANTES EN VERRE

SLIDING METAL DOORS CABINET
 ARMÁRIO PUERTAS DE CORRER CHAPA
 ARMARIO PUERTAS CORREDERAS DE METAL
 ARMOIRE PORTES MÉTALLIQUES COULISSANTES

OPEN CABINET
 ARMÁRIO ABIERTO
 ARMARIO ABIERTO
 ARMOIRE SANS PORTES

TAMBOUR DOORS CABINET
 ARMÁRIO PERSIANA
 ARMARIO PUERTAS PERSIANA
 ARMOIRE PORTES À RIDEAUX

COMBI CABINET — WOOD / MELAMINE / GLASS DOORS
 ARMÁRIO MISTO — PUERTAS BATIENTE MADEIRA / MELAMINA / VIDRIO
 ARMARIO MIXTO — PUERTAS BATIENTES EN MADERA / MELAMINA / VIDRIO
 COMBI ARMOIRE — PORTES EN BOIS / MELAMINE / VERRE

810/1530/1950 x 800 x 420
 810/1530/1950 x 1000 x 420

810/1530/1950 x 800 x 440

810/1530/1950 x 800 x 440

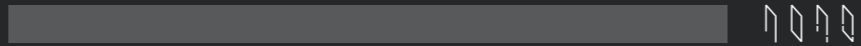
810/1530/1950 x 800 x 420
 810/1530/1950 x 1000 x 420
 810/1530/1950 x 1200 x 420

810/1530/1950 x 800 x 420
 810/1530/1950 x 1000 x 420
 810/1530/1950 x 1200 x 420

810/1530/1950 x 800 x 420
 810/1530/1950 x 1000 x 420
 810/1530/1950 x 1200 x 420

740/810/1080/1530/1950 x 800 x 420
 740/810/1080/1530/1950 x 1000 x 420
 740/810/1080/1530/1950 x 1200 x 420

1530/ 1950 x 800 x 440



TECHNICAL SPECIFICATIONS / MEASURES
ESPECIFICAÇÕES TÉCNICAS / MEDIDAS
ESPECIFICACIONES TÉCNICAS / DIMENSIONES
SPÉCIFICATIONS TECHNIQUES / MESURES

MEASURES
MEDIDAS / DIMENSIONES / MESURES

BETTER



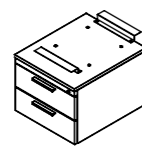
MOBILE PEDESTAL - METAL FRONTS
BLOCO RODADO - FRENTES EM CHAPA
BLOQUE RODANTE - FRENTES EN ACERO
CAISSON À ROULETTE - FAÇADES EN MÉTAL

438 x 530 x 600
2G / 3G



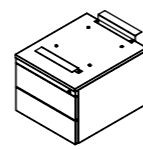
MOBILE PEDESTAL - MELAMINE FRONTS
BLOCO RODADO - FRENTES EM MELAMINA
BLOQUE RODANTE - FRENTES EN MELAMINA
CAISSON À ROULETTE - FAÇADES EN MELAMINE

438 x 530 x 600
2G / 3G



FIXED PEDESTAL WITH WOOD/MELAMINE FRONTS
BLOCO FIXO FRENTES EM MADEIRA/MELAMINA
BLOQUE FIJO CON FRENTES MADERA/MELAMINA
CAISSON FIXE AVEC FAÇADES EN BOIS / MELAMINE

438 x 530 x 365
1G / 2G



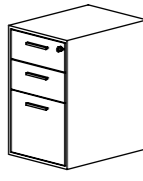
FIXED PEDESTAL WITH METAL FRONTS
BLOCO FIXO FRENTES EM CHAPA
BLOQUE FIJO CON FRENTES METÁLICAS
CAISSON FIXE AVEC FAÇADES EN MÉTAL

438 x 530 x 365
1G / 2G



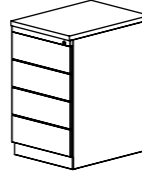
MOBILE PEDESTAL
BLOCO RODADO
BLOQUE RODANTE
CAISSON À ROULETTE

438 x 530 x 585
2G / 3G



HIGH DESK PEDESTAL
BLOCO ALTO DE SECRETÁRIA
BLOQUE ALTURA DE MESA
CAISSON HAUTEUR BUREAU

438 x 600/800 x 740
2G / 3G / 4G



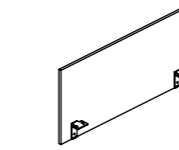
HIGH DESK PEDESTAL - METAL FRONTS
BLOCO ALTO DE SECRETÁRIA - FRENTES EM CHAPA
BLOQUE ALTURA DE MESA - FRENTES DE ACERO
CAISSON HAUTEUR BUREAU - FAÇADES EN MÉTAL

438 x 650/800 x 740
2G / 3G / 4G



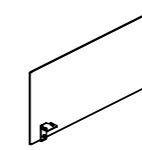
HIGH DESK PEDESTAL - MELAMINE FRONTS
BLOCO ALTO DE SECRETÁRIA - FRENTES EM MELAMINA
BLOQUE ALTURA DE MESA - FRENTES DE MELAMINA
CAISSON HAUTEUR BUREAU - FAÇADES EN MELAMINE

438 x 650/800 x 740
2G / 3G / 4G



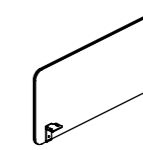
SCREEN DIVIDER IN MELAMINE
PAINEL DIVISÓRIA EM MELAMINA
PANEL EN MELAMINA
PANNEAU DE SÉPARATION EN MELAMINE

600/1000/1200/1400/1600/1800 x 470



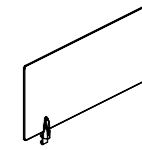
SCREEN DIVIDER IN GLASS
PAINEL DIVISÓRIA EM VIDRO
PANEL EN VIDRIO
PANNEAU DE SÉPARATION EN VERRE

600/1000/1200/1400/1600/1800 x 470



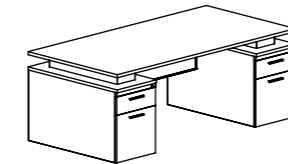
SCREEN DIVIDER IN FABRIC
PAINEL DIVISÓRIA EM TECIDO
PANEL EN TEJIDO
PANNEAU DE SÉPARATION EN TISSU

600/1000/1200/1400/1600/1800 x 470



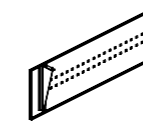
SIDE GLASS SCREEN
PAINEL DIVISÓRIA EM VIDRO LATERAL
PANEL LATERAL EN VIDRIO
PANNEAU LATERAL EN VERRE

600/800 x 350



EXECUTIVE WORKSTATION
POSTO DE DIREÇÃO
PUESTO DE DIRECCIÓN
POSTE DE DIRECTION

2000 x 1000 x 740



METAL MODESTY PANEL
PAINEL FRONTAL METÁLICO
FALDÓN FRONTAL METÁLICO
VOILE DE FOND EN MÉTAL

600/1000/1200/1400/1600/1800 x 300



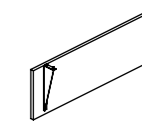
RETURN
MÓDULO
ALA
RETUR

800/1000/1200 x 600 x 740



MEETING TABLE
MESA REUNIÃO
MESA DE REUNIÓN
TABLE DE RÉUNION

Ø 1000/1100/1200 x 740



MODESTY PANEL
PAINEL FRONTAL
FALDÓN FRONTAL
VOILE DE FOND

600/1000/1200/1400/1600/1800 x 300

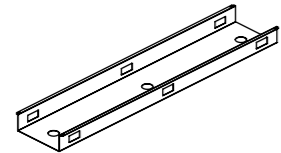
BETTER

BETTER



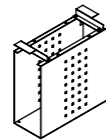
HORIZONTAL CABLE CHANNEL
CALHA HORIZONTAL
CAJA HORIZONTAL
POUTRE HORIZONTAL

350/750/950/1150/1350/1550 x 80 x 80



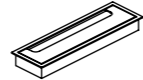
DOUBLE HORIZONTAL CABLE CHANNEL
CALHA HORIZONTAL DUPLA
CAJA HORIZONTAL DOBLE
POUTRE HORIZONTAL DOUBLE

650/1050/1250/1450/1650/1850 x 315 x 80



CPU HOLDER
SUPORTE CPU FIXO
SOPORTE CPU
SUPPORT UC

200 x 515 x 470



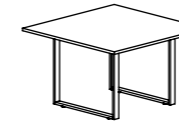
ALUMINIUM COVER
CAIXA PASSAGEM DE CABOS
TAPA BASCULANTE EN ALUMINIUM
CLAPET BASCULANT EN ALUMINIUM

200 x 515 x 470



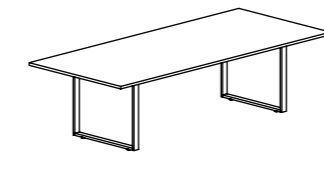
CABLE RISER
COLUNA
SUBIDA DE CABLES
COLONNE DE CABLES

200 x 200 x 680



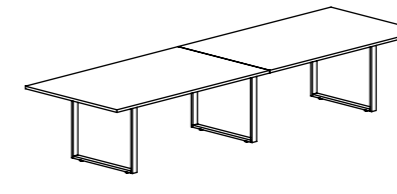
MEETING TABLE
MESA REUNIÃO
MESA DE REUNIÓN
TABLE DE RÉUNION

1200 x 1200 x 740



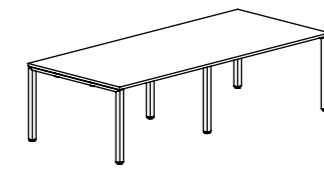
MEETING TABLE
MESA REUNIÃO
MESA DE REUNIÓN
TABLE DE RÉUNION

2000/2745 x 1200 x 740



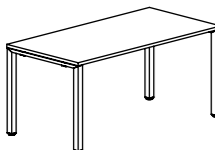
MEETING TABLE
MESA REUNIÃO
MESA DE REUNIÓN
TABLE DE RÉUNION

4000 x 1200 x 740



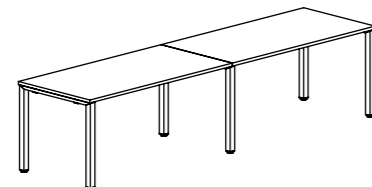
MEETING TABLE
MESA REUNIÃO
MESA DE REUNIÓN
TABLE DE RÉUNION

2345/2745 x 1200 x 740



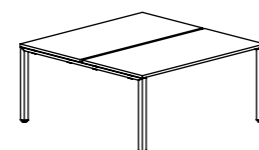
DESK
SECRETÁRIA
MESA
BUREAU

800/1200/1400/1600/1800/2000 x 600 x 740
800/1200/1400/1600/1800/2000 x 800 x 740



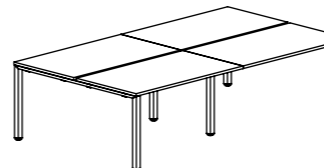
DOUBLE DESK
SECRETÁRIA DUPLA
MESA DOBLE
DOUBLE BUREAU

2400/2800/3200/3600/4000 x 600 x 740
2400/2800/3200/3600/4000 x 800 x 740



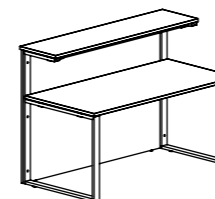
TWO PLACES BENCH
ILHA DE DOIS POSTOS DE TRABALHO
CONJUNTO DE 2 PUESTOS TRABAJO
ENSEMBLE DE DEUX PLACE DE TRAVAIL

1200/1400/1600/1800/2000 x 1600 x 740



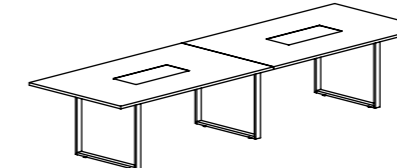
FOUR PLACES BENCH
ILHA DE QUATRO POSTOS DE TRABALHO
CONJUNTO DE 4 PUESTOS TRABAJO
ENSEMBLE DE QUATRE PLACE DE TRAVAIL

2400/2800/3200/3600/4000 x 1600 x 740



RECEPTION COUNTER
BALCÃO
RECEPCIÓN
RECEPTION

800/1200/1400/1600/1800 x 800 x 1135



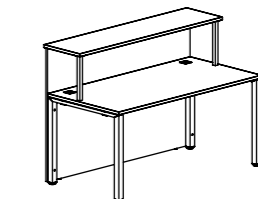
MEETING TABLE WITH GLASS
MESA DE REUNIÃO COM VIDRO
MESA DE REUNIÓN CON VIDRIO
TABLE DE REUNION EN VERRE

4000 x 1200 x 740



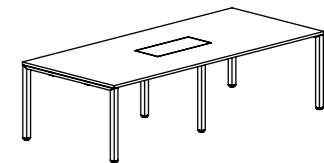
VERTICAL CABLE CHANNEL
CALHA VERTICAL
CAJA VERTICAL
POUTRE VERTICAL

600 x 63 x 35



RECEPTION COUNTER
BALCÃO
RECEPCIÓN
RECEPTION

800/1200/1400/1600/1800 x 800 x 1135

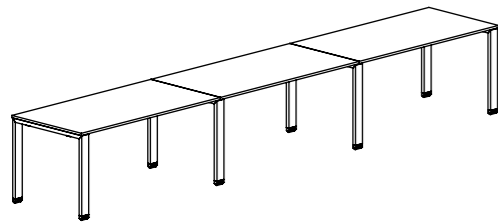


MEETING TABLE WITH GLASS
MESA DE REUNIÃO COM VIDRO
MESA DE REUNIÓN CON VIDRIO
TABLE DE REUNION EN VERRE

2745 x 1200 x 740

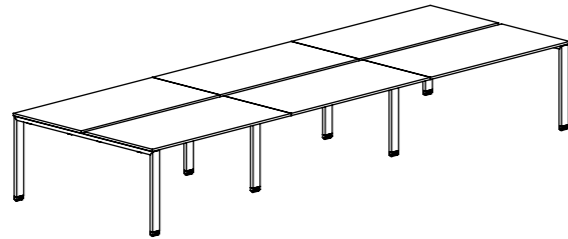
MEASURES
MEDIDAS / DIMENSIONES / MESURES

BETTER **+**



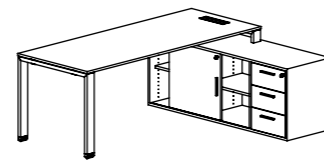
TRIPLE DESK
SECRETÁRIA TRIPLA
MESA TRIPLE
TRIPLE BUREAU

3600/4200/4800/5400/6000 x 600 x 740
3600/4200/4800/5400/6000 x 800 x 740



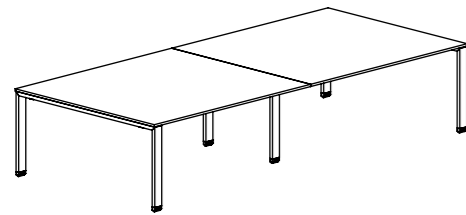
SIX PLACES BENCH
ILHA DE SEIS POSTOS DE TRABALHO
CONJUNTO DE 6 PUESTOS TRABAJO
ENSEMBLE DE SIX PLACE DE TRAVAIL

3600/4200/4800/5400/6000 x 1600 x 740



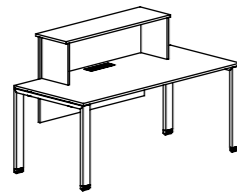
EXECUTIVE WORKSTATION
POSTO DE DIREÇÃO
PUESTO DE DIRECCIÓN
POSTE DE DIRECTION

2000 x 1600 x 740
2G / 3G • L / R



MEETING TABLE
MESA REUNIÃO
MESA DE REUNIÓN
TABLE DE RÉUNION

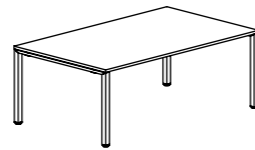
3000/4000 x 1000 x 740
3200 x 1600 x 740



RECEPTION COUNTER
BALCÃO
RECEPCIÓN
RECEPTION

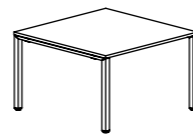
1200/1400/1600/1800/2000 x 800 x 1100

BETTER **I** **+**



MEETING TABLE
MESA REUNIÃO
MESA DE REUNIÓN
TABLE DE RÉUNION

2000/2400 x 1000 x 740



MEETING TABLE
MESA REUNIÃO
MESA DE REUNIÓN
TABLE DE RÉUNION

1000 x 1000 x 740
1200 x 1200 x 740
1400 x 1400 x 740
1600 x 1600 x 740



OPEN LEG
PERNA ABERTA
PATA ABIERTA
PIED OUVERT



CLOSED LEG
PERNA FECHADA
PATA CERRADA
PIED FERMÉE



OPEN HEIGHT ADJUSTABLE LEG
PERNA ABERTA REGULÁVEL
PATA ABIERTA REGULABLE EN ALTURA
PIED OUVERT REGLABLE EN HAUTEUR



CLOSED HEIGHT ADJUSTABLE LEG
PERNA FECHADA REGULÁVEL
PATA CERRADA REGULABLE EN ALTURA
PIED FERMÉE RÉGLABLE EN HAUTEUR



BETTER **I**



BETTER **II**



BETTER **+**



STRUCTURES
ESTRUTURAS
ESTRUTURAS
STRUCTURES

White
Branco
Blanco
Blanc

Grey
Cinza
Gris

Anthracite
Antracite
Antracita
Anthracite

Black
Preto
Negro
Noir

Aluminum
Alumínio
Aluminio
Aluminium

FINISHES
ACABAMENTOS
ACABADOS
FINITIONS

Beech natural wood veneer
Madeira faia natural
Madera haya natural
Hêtre bois naturel

Beech wood veneer
Madeira faia
Madera haya
Hêtre bois

Cherry wood veneer
Madeira cerejeira
Madera cerezo
Merisier bois

Wengé wood veneer
Madeira wengé
Madera wengé
Wengé bois

Zebrano wood veneer
Madeira zebrano
Madera zebrano
Zebrano bois

Walnut wood veneer
Madeira nogueira
Madera nogal
Noyer bois

Wengé melamine
Melamina wengé
Melamina wengé
Wengé mélamine

Cherry melamine
Melamina cerejeira
Melamina cerezo
Cerisier mélamine

Pear melamine
Melamina pereira
Melamina peral
Poire mélamine

Wheat oak melamine
Melamina carvalho trigo
Melamina roble trigo
Chêne mélamine

Maple melamine
Melamina maple
Melamina maple
Érable mélamine

Beech melamine
Melamina faia
Melamina haya
Hêtre mélamine

White melamine
Melamina branco
Melamina blanca
Mélamine blanc

Grey melamine
Melamina cinza
Melamina gris
Mélamine gris

Black melamine
Melamina preto
Melamina negro
Mélamine noir

Blue melamine
Melamina azul
Melamina azul
Bleu mélamine

Anthracite melamine
Melamina antracite
Melamina antracita
Anthracite mélamine

GLASS
VIDRO
VIDRIO
VERRE

Frosted
Fosco
Al ácido
Dépoli

White
Branco
Blanco
Blanc

Black
Preto
Negro
Noir

Our production is continually evolving to satisfy customer requirements. Modifications and/or improvements may occur without prior notice.

A nossa produção evolui continuamente para satisfazer os interesses dos nossos clientes. A nossa fabrica reserva o direito de aplicar as modificações e/ou melhoramentos sem aviso prévio.

Nuestra producción evoluciona continuamente para satisfacer los intereses de nuestros clientes. Nuestra fábrica se reserva el derecho de modificar o mejorar sus productos sin previo aviso.

Notre production évolue continuellement dans l'intérêt de la clientèle. Notre usine se réserve le droit d'apporter des modifications et/ou des améliorations sans préavis.



MOVIXIRA
PORTUGAL

EXPOSIÇÃO

Estrada Nacional 10, S/N

GPS: 38°55'00.3"N 9°01'13.6"W

Sobralinho, Vila Franca de Xira

Tel: 219 500 488

Email: movixira@movixira.pt

www.movixira.pt